



**BACHELOR'S
DEGREE PROGRAM**
CALIFORNIA COMMUNITY COLLEGES

Expanding Horizons

Progress and Success in Two Innovative Baccalaureate Programs

San Diego Mesa College

Connie Renda

Dr. Tina Recalde

SAN DIEGO
MESA COLLEGE

MiraCosta College

Dr. Barbara Juncosa

Mike Fino



Legislative Update *Baccalaureate Degree Pilot*

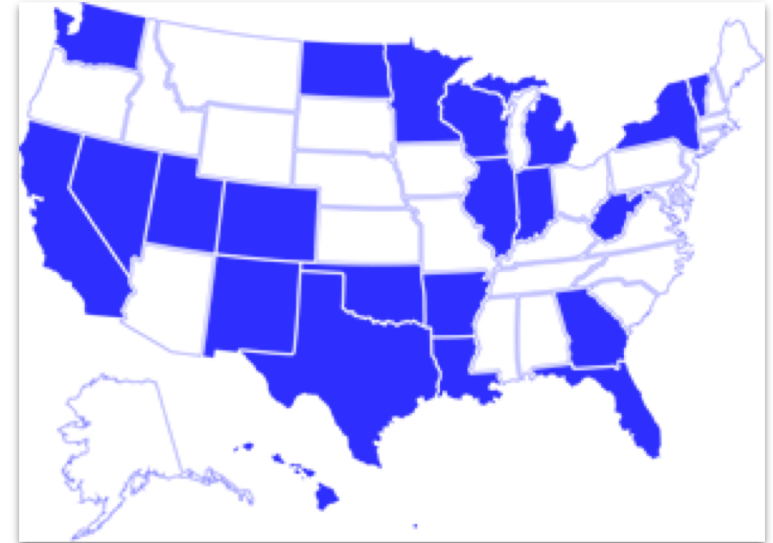
- SB 850, Final approval 9/28/14
- SB 769, To expand and extend (2017)
- SB 1406, Final approval 9/20/18
 - Extension to 2025-26
 - LAO report to July 2021



College	Degree
Antelope Valley	Airframe Manufacturing Technology
Bakersfield	Industrial Automation
Cypress	Mortuary Science
Feather River	Equine and Ranch Management
Foothill	Dental Hygiene
Mira Costa	Biomanufacturing
Modesto	Respiratory Care
Rio Hondo	Automotive Technology
San Diego Mesa	Health Information Management
Santa Ana	Occupational Studies
Santa Monica	Interaction Design
Shasta	Health Information Management
Skyline	Respiratory Therapy
Solano	Biomanufacturing
West Los Angeles	Dental Hygiene

National Context for Community College Baccalaureate

1. New York	1970	12. Indiana	2004
2. West Virginia	1990	13. Washington	2005
3. Utah	1992	14. Georgia	2005
4. Vermont	1993	15. North Dakota	2006
5. Florida	1997	16. Arkansas	2006
6. Nevada	1998	17. Oklahoma	2006
7. Louisiana	2001	18. Wisconsin	2010
8. Hawaii	2003	19. Illinois	2012
9. Texas	2003	20. Michigan	2012
10. Minnesota	2003	21. Colorado	2014
11. New Mexico	2004	22. California	2014




Program Design and Implementation

- Cohort model
- Course scheduling pattern
- Campus implementation team
- Accreditation



Curriculum

- Employability skills
- Alignment with third-party certifications
- Lower division general education
- Capstone experiences
- Staffing



Student Support Services

- Veterans
- Dedicated program counselor
- Student success specialist
- Tutoring and academic support
- Financial aid
- Library resources



Industry Engagement

- Advisory committee
- Donations
- Mentoring
- Speakers
- Tours
- Internship sites (required for capstone senior project)



Transfer Pathways

- Admissions entry points
- Community college AS transfers
- High school and dual enrollment

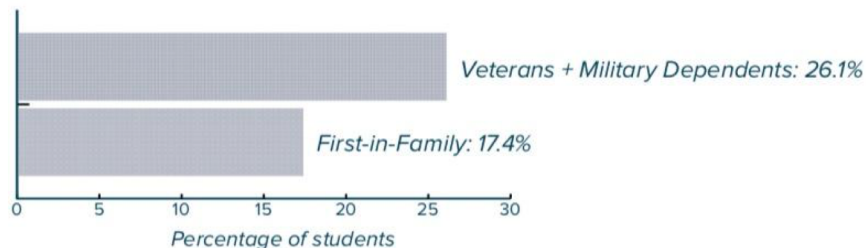


MiraCosta College



DEMOGRAPHIC DATA (Based on students currently enrolled in program)

SPECIAL POPULATIONS



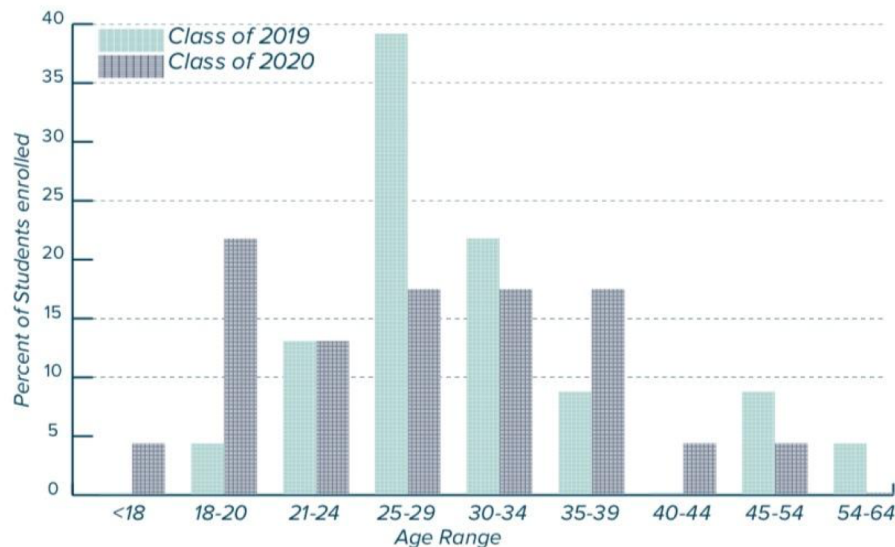
GENDER BREAKDOWN



44%
FEMALE

56%
MALE

STUDENT AGE BY COHORT



ECONOMICALLY DISADVANTAGED STUDENT POPULATION

78.3%
STUDENTS
(Based on students
in class of 2019)

56.5%
STUDENTS
(Based on students
in class of 2020)

San Diego Mesa College

GRADUATION FACTS

(Based on 2016–2018 academic years)

18%
FIRST GENERATION
COLLEGE GRADS

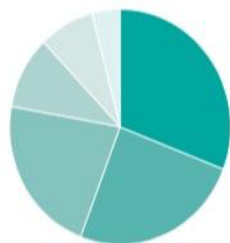


42%
FIRST-IN-FAMILY
GRADUATES

DEMOGRAPHIC DATA

(Based on 2016–2018 academic years)

ETHNIC BREAKDOWN



- Hispanic / Latinx: 31%
- White / Caucasian: 25%
- Asian / Pacific Islander: 22%
- Filipino: 10%
- Black / African American: 8%
- Native American: 4%

GENDER BREAKDOWN

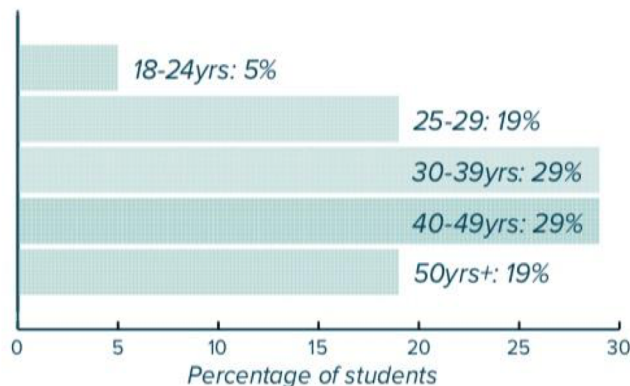


86%
FEMALE



14%
MALE

AGE BREAKDOWN



STUDENT FACTS

75.9%
ECONOMICALLY
DISADVANTAGED
(Based on 2016–2018
academic years)

San Diego Mesa College Graduates

- Employment outcomes
80% of graduates
working in the field



San Diego Mesa Student/Program Video



MiraCosta Student/Program Video



Thank you!



Connie Renda, Faculty and Program Director
crenda@sdccd.edu

Dr. Tina Recalde, Dean of Health Sciences and
Public Service
trecalde@sdccd.edu



Dr. Barbara Juncosa, Faculty and Department
Chair
bjuncosa@miracosta.edu

Mike Fino, Dean of Mathematics and Sciences
mfino@miracosta.edu