

Freshmen Academy: Success High-Touch, High- Tech On-Ramping Program with Proven Results

Community College
League of California:

2018 Annual
Convention

Bakersfield College
November 2018



Presenters: Title V Bridge to BC Team

- Dr. Kimberly Bligh:
Faculty Director
- Isabel Castaneda:
Advising Lead
- Teresa McAllister:
Faculty Lead
- Dr. Erica Menchaca:
Faculty Lead

The image features three large, overlapping circles on a white background. The top-left circle is blue, the bottom-left circle is yellow, and the right circle is grey. All three circles have a thick black outline. The grey circle on the right is the largest and contains the text "Who are you?".

Who are you?

What if ...

- Twice as likely to enroll in college level Math and English,
- Twice as likely to persist to
 - Spring term,
 - Next fall term,
- Twice as likely to attempt 30 or more college-level units,
- Three times more likely to pass 30 or more college-level units.



Freshman Academy

Bridge to BC



What are the most important features?

Do you have one (or more) at your campus?



Overview of Workshop

- What is Bridge to BC?
- High-Tech / High-Touch
 - Curriculum
 - Advising
- How can you replicate it?

What is Bridge to BC?

Not Your Average Orientation

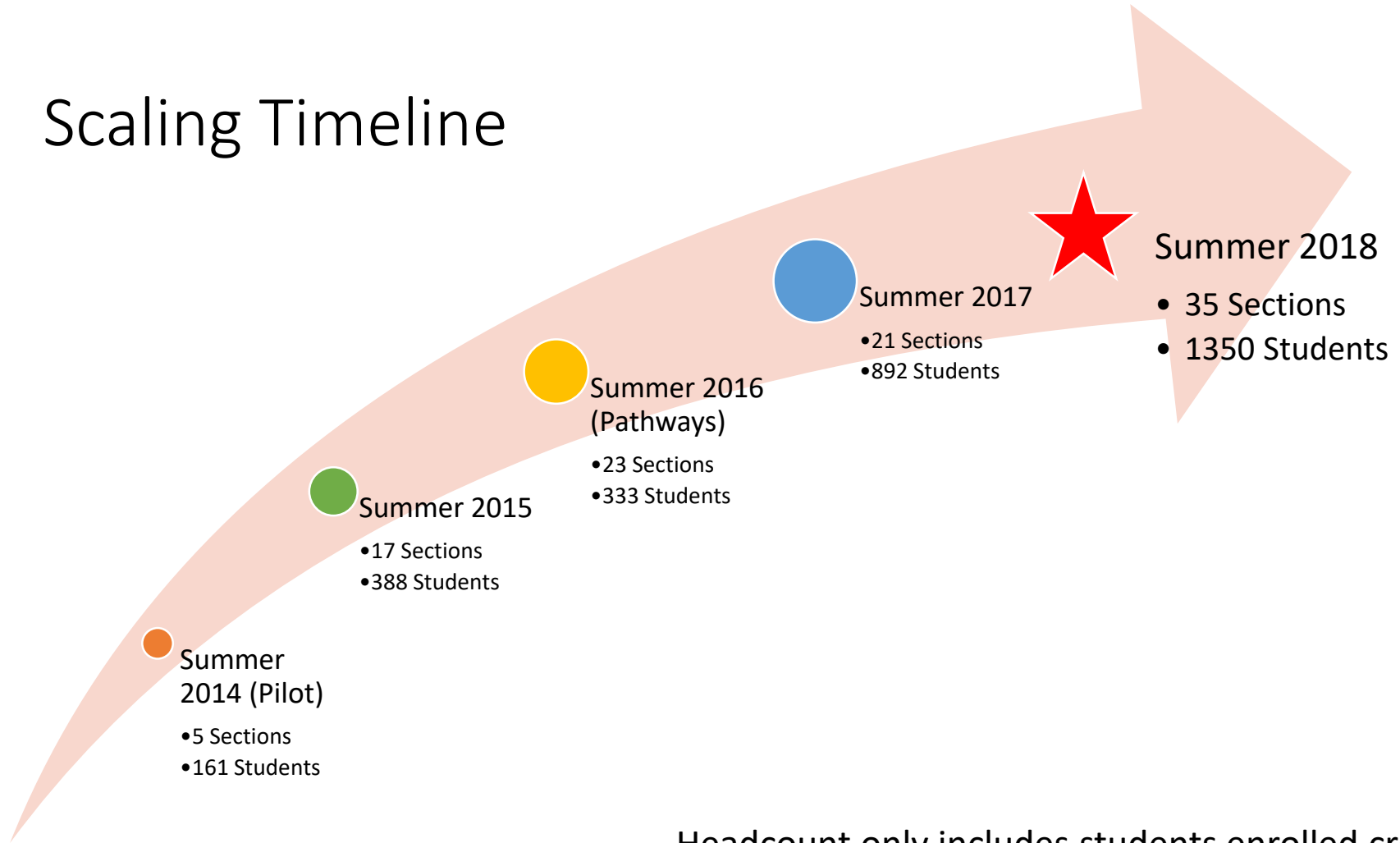
It's an EVENT every single session that includes

- Mentoring Approach
- Cross-Disciplinary Participation
- Interaction with Campus Resources
- Introduction to Guided Pathways
- Intrusive Advising
- Introduction to Technology

AND it's Scalable!



Scaling Timeline



Headcount only includes students enrolled credit.

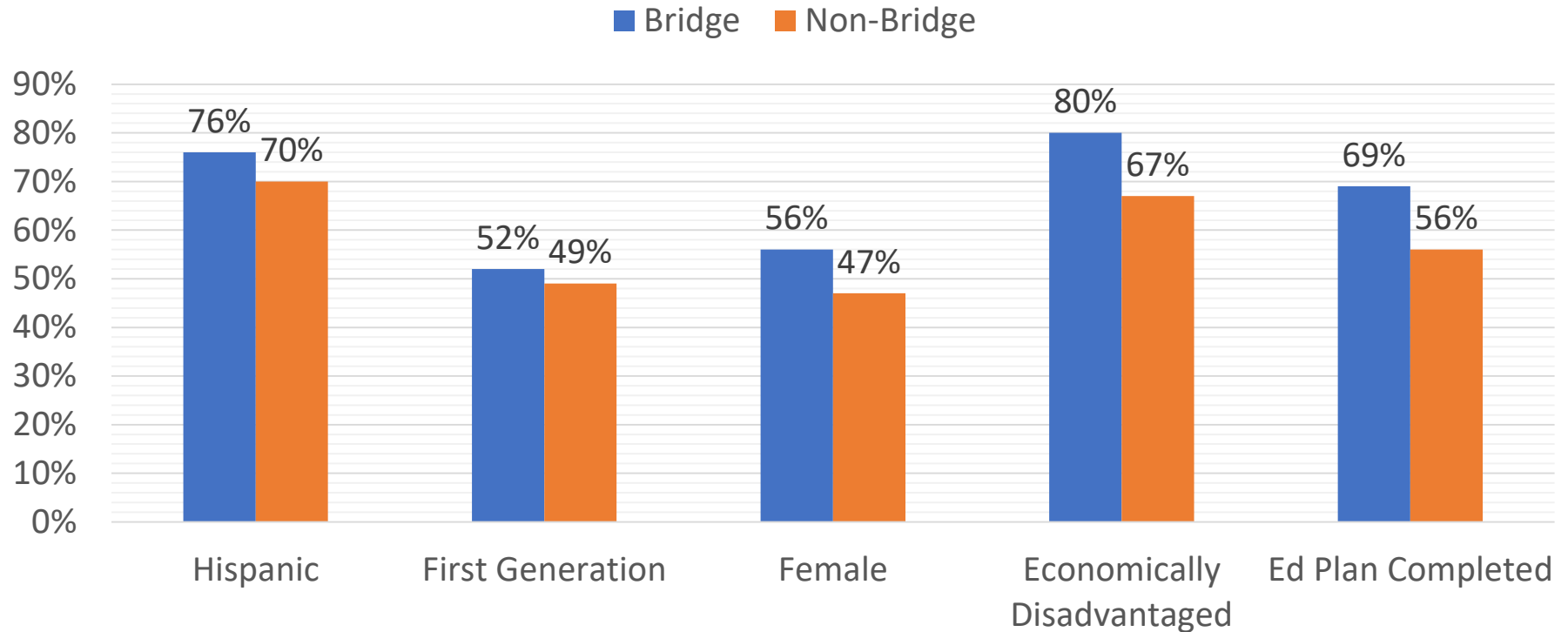


What is Bridge to BC?

What	0.5 unit or No Credit Workshop
When	One 9-hour day (7:30am-5:30pm) Year Round
Who	First-Year Freshmen College Students (Credit) Current High School Students (No Credit)



Students We Serve – Summer 2018





Key Personnel



Program Director



Support Staff and Peer Mentors



Faculty/Staff/Admin Leads & Mentors



Educational Advising Team



Financial Aid Team



“Something I learned that was helpful from my Summer Bridge Day was working with others. I'm not a social person and we were put into small groups which was helpful for my other classes, made me learn to be more social with others and that has become helpful.”

- Student



“I liked it so much, I'm going to do it again! Even after completing my first year at the main campus, there was still a wealth of information to learn about the resources faculty and students have access to.”

– Faculty/Staff/Admin Mentor



High-Tech / High-Touch Curriculum



A Day at Bridge

- Welcome & Brief Introductions
- Campus Tour & Lecture Hall
- Discussions & Activities
- Lunch
- Financial Aid
- Counseling/ Advising
- Discussions & Activities
- Introduction to Pathways
- Reflection & Wrap-Up

What resources and services can you highlight on your Campus?





Campus Tour Highlights



Students Locate Classes



Highlight Academic & Support
Services



Provide Historical Information



Parking Options



Topics Covered

1. Navigating College Information
2. Exploring Learning and Career Pathways to Success
3. Transitions from High School to College
4. Overcoming Barriers: Academic and Lifelong Success
5. Academic and Personal Support Services



Example Activities

**Scavenger Hunt –
Campus Tour**

**Venn Diagrams –
Transitions to College**

Tower Building – Team Building / Soft Skills

Email Etiquette

Introduction to Canvas

Degree Mapping

How to Order Textbooks

Understand a Course Syllabus

Icebreakers

Roadmap to Success – Gallery Walk



“During Summer Bridge I learned how to use Canvas. I feel like this was important because Canvas is used in all my courses at BC and for me personally it was a new program. I didn’t understand it at first but because of attending Summer Bridge I got familiar with Canvas and InsideBC.”

- Student





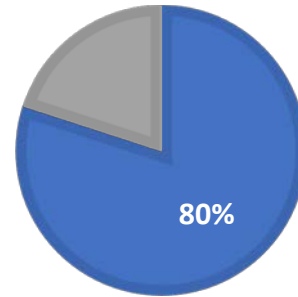
“I will definitely sign up to help again at Summer Bridge. I originally signed up to discover what it was about; I was ambivalent, but I see it as one of the more valuable experiences for brand new college students.”

- Faculty/Staff/Admin Mentor

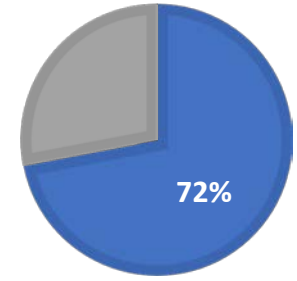


Student Survey Results

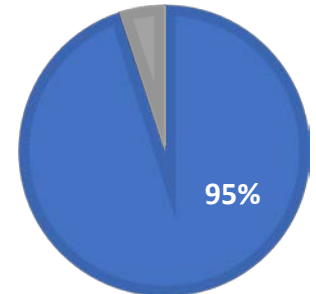
MORE PREPARED



LESS ANXIOUS



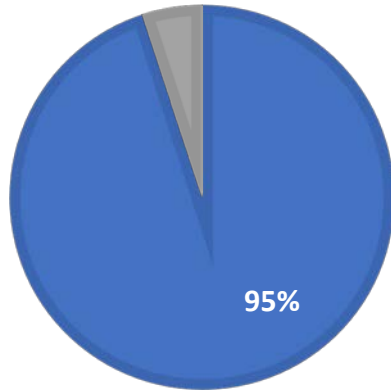
**RECOMMEND TO
OTHERS**



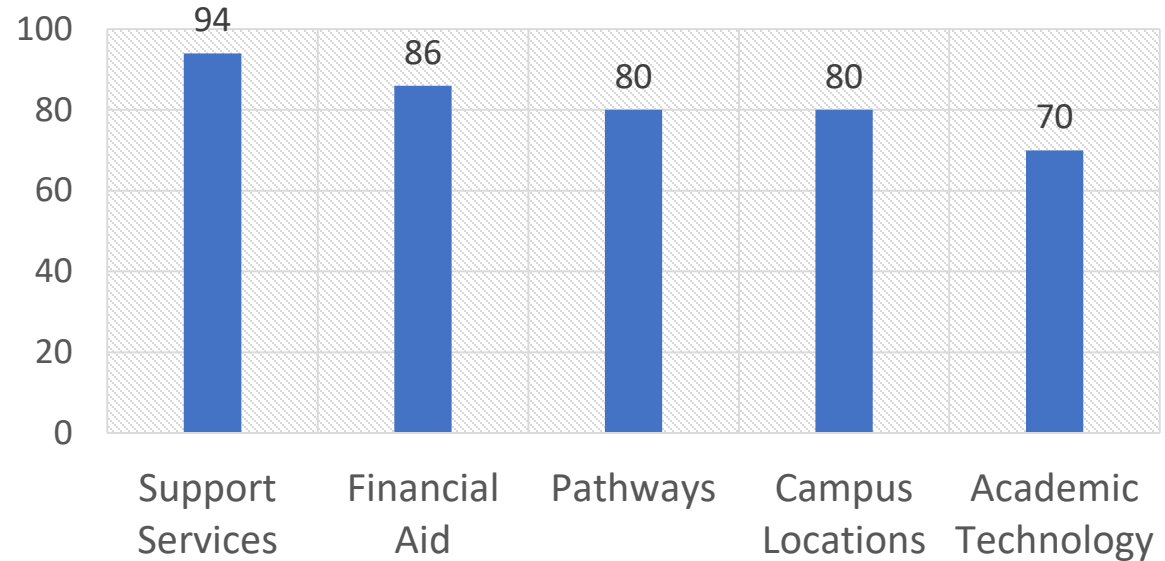


Faculty/Staff/Admin Mentor Feedback

**Recommend to
Others**



Knowledge Gained



High-Tech / High-Touch Advising



Outreach

- Annual High School Counselor Conference
- High School Visits/Workshops & Registration
- Reminders – Phone Calls, Emails, Postcards

Socio-Date _____ Assisted By _____

Pre - Screening



Pre - Screening

Math and English
for Declared Major

Location of Courses

Unit Count



Conversations During Bridge Advising

Correct Major

Family/ Work Responsibilities

Study Habits

Adjust Class Schedule / Unit Load

Connect with Pathway



Follow Up Advising



First Two Weeks of Semester
Check-in



Advising Appointments (in
person, on phone, via email)



Emails Alerts about Ed Plans,
Events, Deadlines



Spring Registration Workshop



“(I liked) making the path to success poster because it put you in a group with random people and you successfully put all your ideas. Also teaches you how to present your path way to success poster and work with one another.” - Student

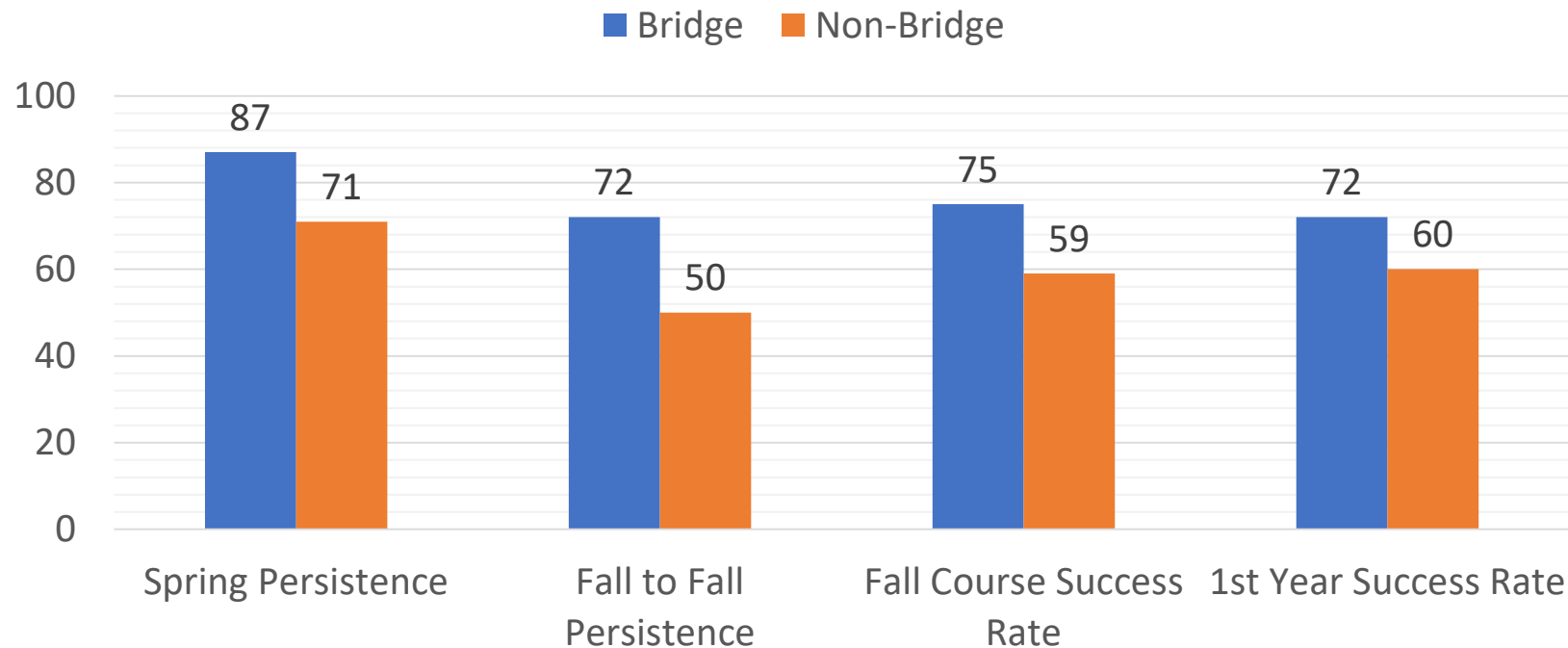




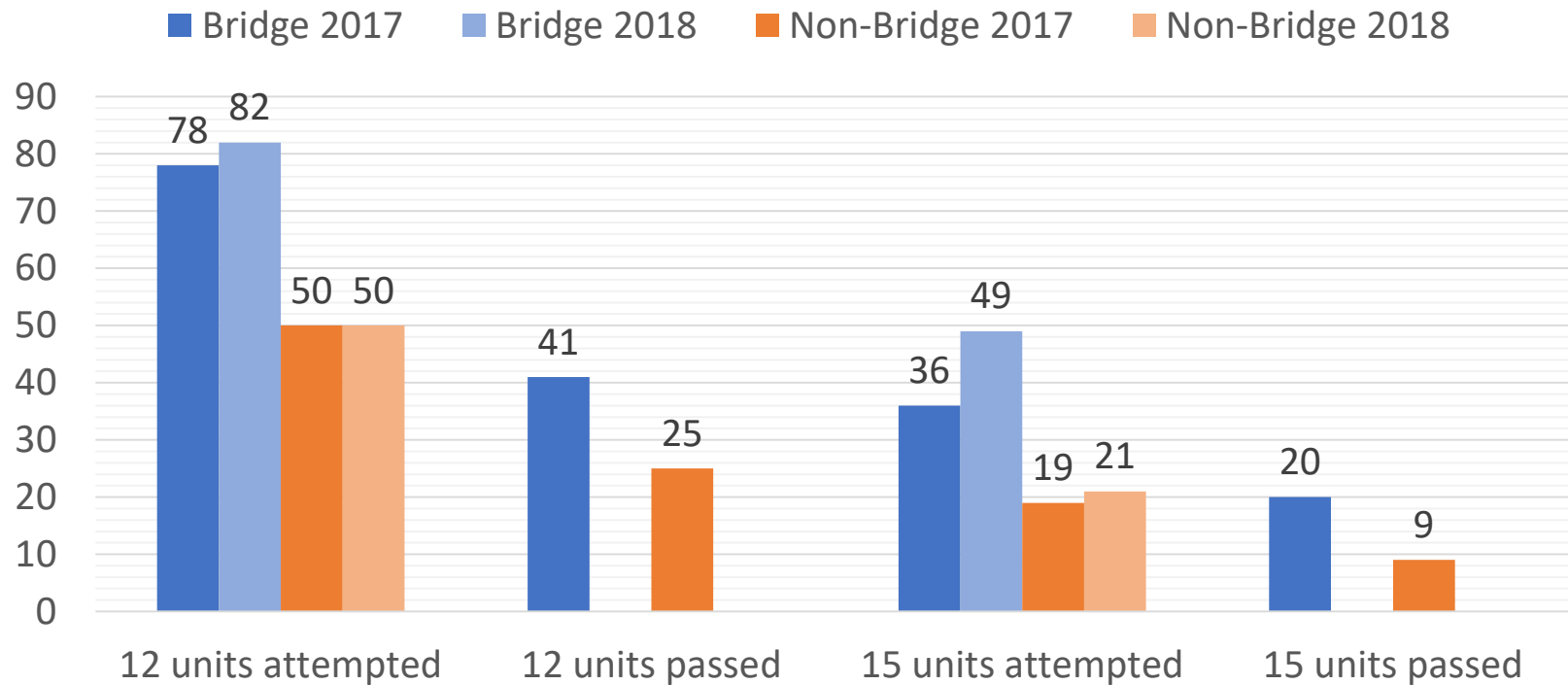
“Overall, this program is superbly organized and managed. I enjoyed meeting faculty members from other departments and interacting with incoming freshman. This is a program faculty across the campus should participate in!”

– Faculty/Staff/Admin
Mentor

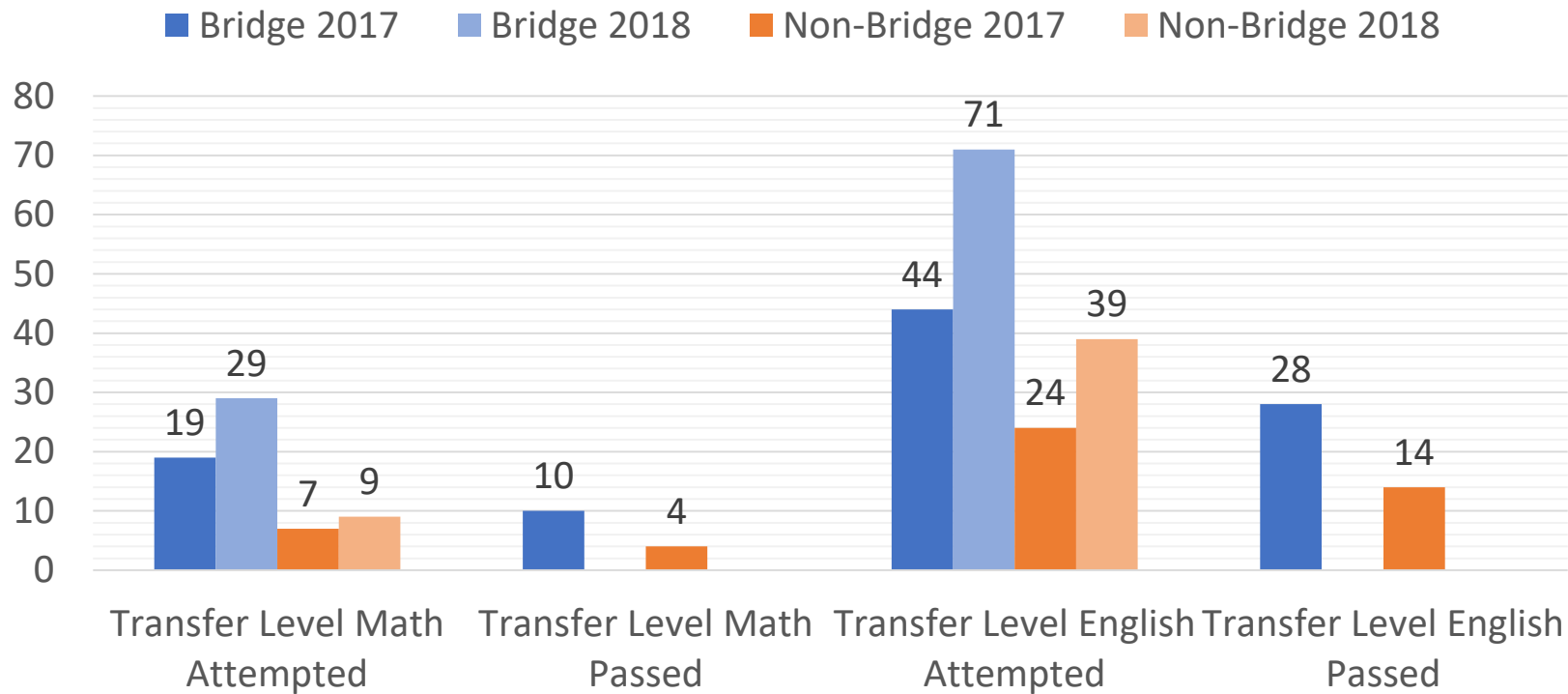




Persistence and Success Rates - 2016 Cohort

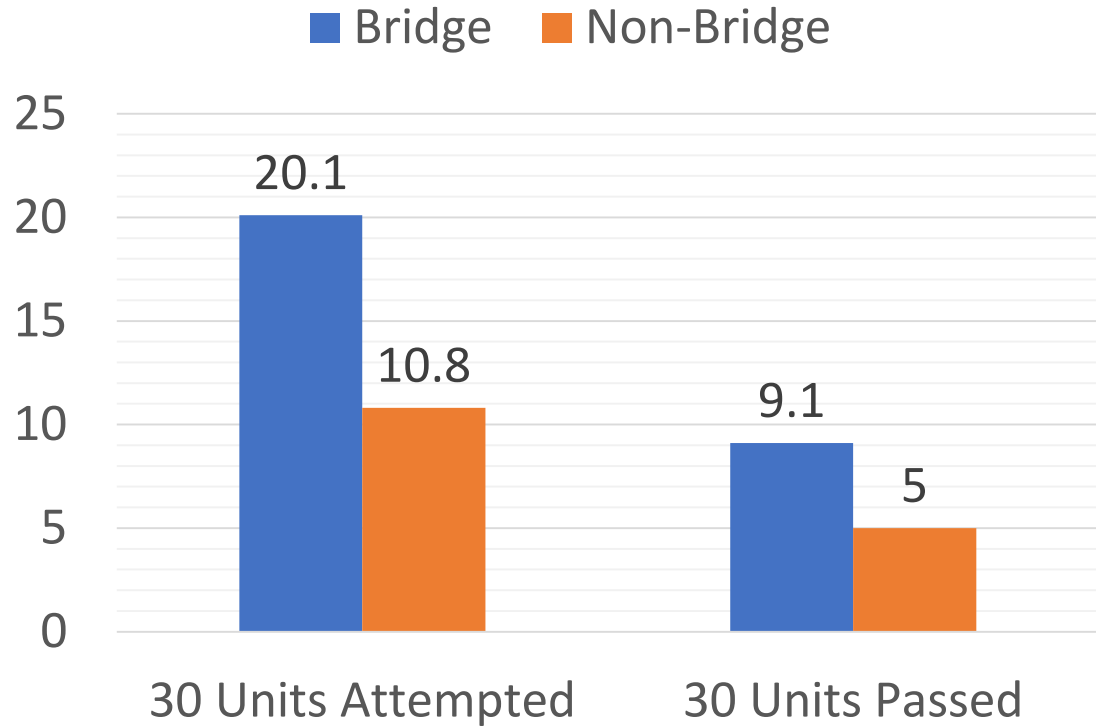


Full-Time Students



Transfer Level Math and English

30 units
in first
year



“An activity we (did) in Summer Bridge was getting in groups of the same/similar majors. Afterwards we were doing an assignment of getting to know each other and our majors. It made everyone more comfortable with each other.” - Student



“(I liked) having
someone talk
to us about
financial aid
and all the
programs was
so helpful.”
– Student





How can you replicate at
your site?





What are your
Cheers & Fears?

Discussion

Key Personal (Name/Title)

Services/ Resources

Funding

Other?



“I learned how to connect with others to find my way around and in communicating with the proper people to help me with my needs.” - Student

“I loved the collaboration we did, college consists of working well with others a lot of the time.” - Student

Questions?



bcsummerbridge@bakersfieldcollege.edu



661.395.4755



@summerbridgeBC



@bc_bridge



@bc.bridge